

# TORNADO H920

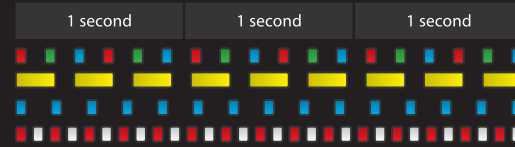
## LED STATUS INDICATIONS v1.0

### LED STATUS INDICATIONS DURING STARTUP

#### Main LED Status Indicator

- Initialization in Progress
  - The Aircraft is in "Bind" Mode
  - The Aircraft is Not Connected/Linked to the Transmitter
  - The Aircraft is in a No-Fly Zone \*
- \* Please see the instruction manual for more information regarding no-fly zones

Flashes red, green and blue (2 times per second)  
 Flashes Orange very rapidly (3 times per second)  
 Flashes blue rapidly (5 times per second)  
 Flashes red and white rapidly (5 times per second)

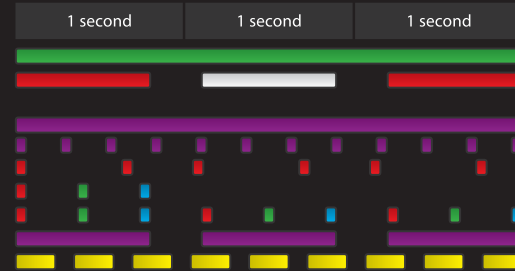


### LED STATUS INDICATIONS BEFORE/DURING FLIGHT

#### Main LED Status Indicator

- The Aircraft is in Smart Mode with GPS lock
- The Aircraft is in Smart Mode without GPS lock
- The Aircraft is in Angle Mode with GPS lock
- The Aircraft is in Angle Mode without GPS lock
- The Aircraft is in Home Mode
- First Level low Voltage Battery Warning
- Second Level low Voltage Battery Warning
- GPS Disabled
- Compass Calibration Required

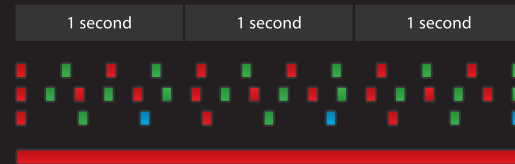
Glows solid green  
 Flashes red and white (red for one second, white for another second and then circulate)  
 Glows solid purple  
 Flashes purple slowly  
 Flashes red rapidly (2 times per second)  
 Flashes red, green and blue every 3 seconds  
 Flashes red, green and blue continuously  
 Flashes purple (1 flash per second)  
 Flashes orange twice between any LED indication



### LED STATUS INDICATIONS FOR CALIBRATION MODES

- Compass Calibration Mode Entered
- Compass Calibration Started
- Accelerometer Calibration Mode Entered/Data Collection Finished
- Calibration Failed

Flashes red and green slowly  
 Flashes red, green and rapidly (3 times per second)  
 Flashes red, green and blue slowly (1 time per second)  
 Glows solid red



# TORNADO H920



**WARNING!**

DO NOT FLY OVER CROWDS!

DO NOT FLY NEAR AIRPORTS!

DO NOT FLY IN WIND THAT EXCEED 12 MPH (19 KPH)!

NEVER FLY WITH DAMAGED OR ALTERED PROPELLERS!

KEEP CLEAR OFF THE SPINNING PROPELLERS!

SAFE FLIGHT REQUIRES A MINIMUM CLEARANCE OF 100° FROM SURROUNDING BUILDINGS BEFORE LIFT-OFF!

MAKE SURE THE CLOCKWISE AND COUNTERCLOCKWISE PROPELLERS ARE ON THEIR CORRESPONDING MOTORS!

MAKE SURE THE THREADED CONNECTION OF FOLDABLE ARMS IS TIGHTENED, OTHERWISE, IT MAY CAUSE VIBRATION OR DAMAGES!

PUT DOWN THE RETRACTABLE LANDING GEAR BEFORE LANDING WHEN THE FLIGHT HEIGHT IS NO LESS THAN 3M.

ALWAYS TAKE OUT THE BATTERY AFTER FLYING!

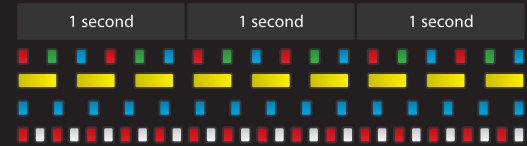


## LED STATUS INDICATIONS DURING STARTUP

### Main LED Status Indicator

- Initialization in Progress
- The Aircraft is in "Bind" Mode
- The Aircraft is Not Connected/Linked to the Transmitter
- The Aircraft is in a No-Fly Zone \*
- \* Please see the instruction manual for more information regarding no-fly zones

- Flashes red, green and blue (2 times per second)
- Flashes Orange very rapidly (3 times per second)
- Flashes blue rapidly (5 times per second)
- Flashes red and white rapidly (5 times per second)

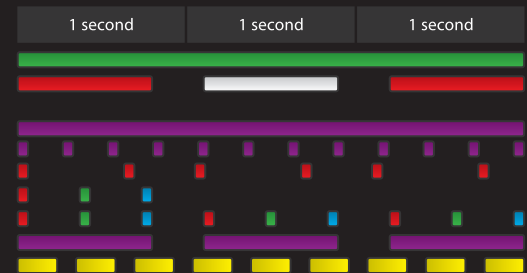


## LED STATUS INDICATIONS BEFORE/DURING FLIGHT

### Main LED Status Indicator

- The Aircraft is in Smart Mode with GPS lock
- The Aircraft is in Smart Mode without GPS lock
- The Aircraft is in Angle Mode with GPS lock
- The Aircraft is in Angle Mode without GPS lock
- The Aircraft is in Home Mode
- First Level low Voltage Battery Warning
- Second Level low Voltage Battery Warning
- GPS Disabled
- Compass Calibration Required

- Glow solid green
- Flashes red and white (red for one second, white for another second and then circulate)
- Glow solid purple
- Flashes purple slowly
- Flashes red rapidly (2 times per second)
- Flashes red, green and blue every 3 seconds
- Flashes red, green and blue continuously
- Flashes purple (1 flash per second)
- Flashes orange twice between any LED indication



## LED STATUS INDICATIONS FOR CALIBRATION MODES

- Compass Calibration Mode Entered
- Compass Calibration Started
- Accelerometer Calibration Mode Entered/Data Collection Finished
- Calibration Failed

- Flashes red and green slowly
- Flashes red, green and rapidly (3 times per second)
- Flashes red, green and blue slowly (1 time per second)
- Glow solid red



# TORNADO HS20



**WARNING!**



**DO NOT FLY OVER CROWDS!**



**DO NOT FLY NEAR AIRPORTS!**



**DO NOT FLY IN WIND THAT EXCEED 12 MPH (19 KPH)!**



**NEVER FLY WITH DAMAGED OR ALTERED PROPELLERS!**



**KEEP CLEAR OFF THE SPINNING PROPELLERS!**



**SAFE FLIGHT REQUIRES A MINIMUM CLEARANCE OF 100'  
FROM SURROUNDING BUILDINGS BEFORE LIFT-OFF!**



**MAKE SURE THE CLOCKWISE AND COUNTERCLOCKWISE PROPELLERS  
ARE ON THEIR CORRESPONDING MOTORS!**



**MAKE SURE THE THREADED CONNECTION OF FOLDABLE ARMS IS TIGHTENED,  
OTHERWISE IT MAY CAUSE VIBRATION OR DAMAGES!**



**PUT DOWN THE RETRACKABLE LANDINGGEAR BEFORE LANDING WHEN THE  
FLIGHT HEIGHT IS NO LESS THAN 3M.**



**ALWAYS TAKE OUT THE BATTERY AFTER FLYING!**